

Roflumilast Cream 0.3% in Patients With Chronic Plaque Psoriasis: Individual Patient PASI and PASI-HD Responses: Pooled DERMIS-1 and DERMIS-2 Phase 3 Trials

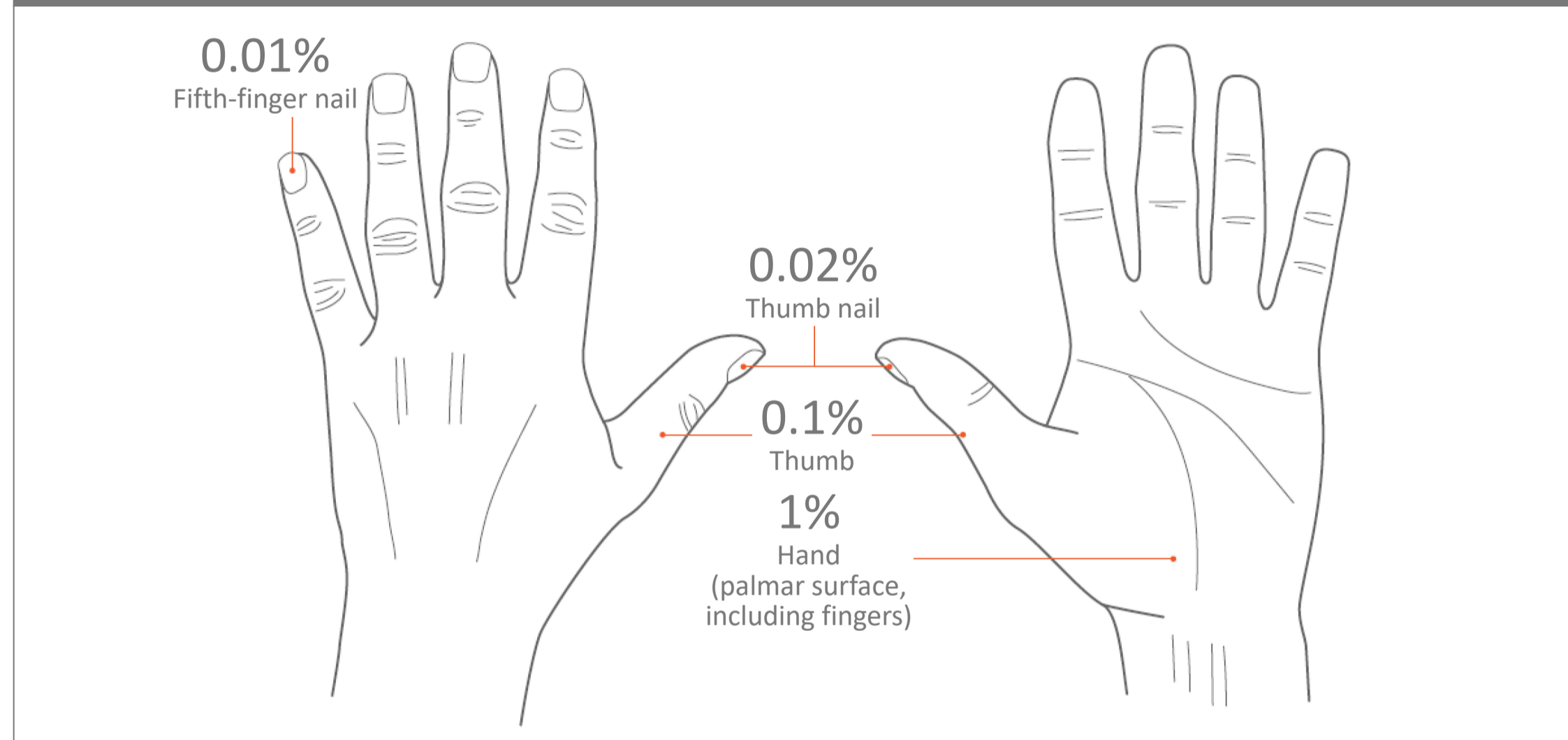
James Del Rosso,¹ H. Chih-ho Hong,² Leon H. Kircik,^{3,4} Melinda Gooderham,⁵ Mark G. Lebwohl,³ Kim A. Papp,⁶ Linda Stein Gold,⁷ Adelaide A. Hebert,⁸ Melissa Seal,⁹ David Krupa,⁹ David H. Chu,⁹ Patrick Burnett,⁹ David R. Berk,⁹ Robert C. Higham⁹

¹JDR Dermatology Research, Las Vegas, NV, USA; ²Probity Medical Research and University of British Columbia, Department of Dermatology and Skin Science, Surrey, BC, Canada; ³Icahn School of Medicine at Mount Sinai, New York, NY, USA; ⁴Indiana Medical Center, Indianapolis, IN, Physicians Skin Care, PLLC, Louisville, KY, and Skin Sciences, PLLC, Louisville, KY, USA; ⁵SKiN Centre for Dermatology, Probity Medical Research and Queen's University, Peterborough, ON, Canada; ⁶Probity Medical Research and Alliance Clinical Trials, Waterloo, ON, and University of Toronto, Toronto, ON, Canada; ⁷Henry Ford Medical Center, Detroit, MI, USA; ⁸UT Health McGovern Medical School, Houston, TX, USA; ⁹Arcutis Biotherapeutics, Inc., Westlake Village, CA, USA

INTRODUCTION

- The Psoriasis Area and Severity Index (PASI) is used to assess disease severity of plaque psoriasis in clinical trials¹
 - The PASI is less precise when <10% of the area of a specific anatomical region is involved²
 - A modified version of the PASI, termed PASI-high discrimination (PASI-HD), generates a linear score when the area of involvement is <10% of the anatomical region; scores of 1–9% become 0.1–0.9 (in place of 1 with PASI)
 - PASI-HD allows more precise assessment of psoriasis severity in body regions where <10% of the area is affected (Figure 1)²
- Roflumilast cream 0.3% is a highly potent phosphodiesterase 4 inhibitor approved as a nonsteroidal, once-daily treatment for patients with plaque psoriasis
- Pooled efficacy and safety results of two Phase 3 clinical trials (DERMIS-1 and DERMIS-2) in patients aged ≥2 years with plaque psoriasis have been presented previously³
- We present individual patient PASI and PASI-HD responses

Figure 1. Hand Locations for Estimating Area of Psoriasis Involvement When <10% for Determining PASI-HD²

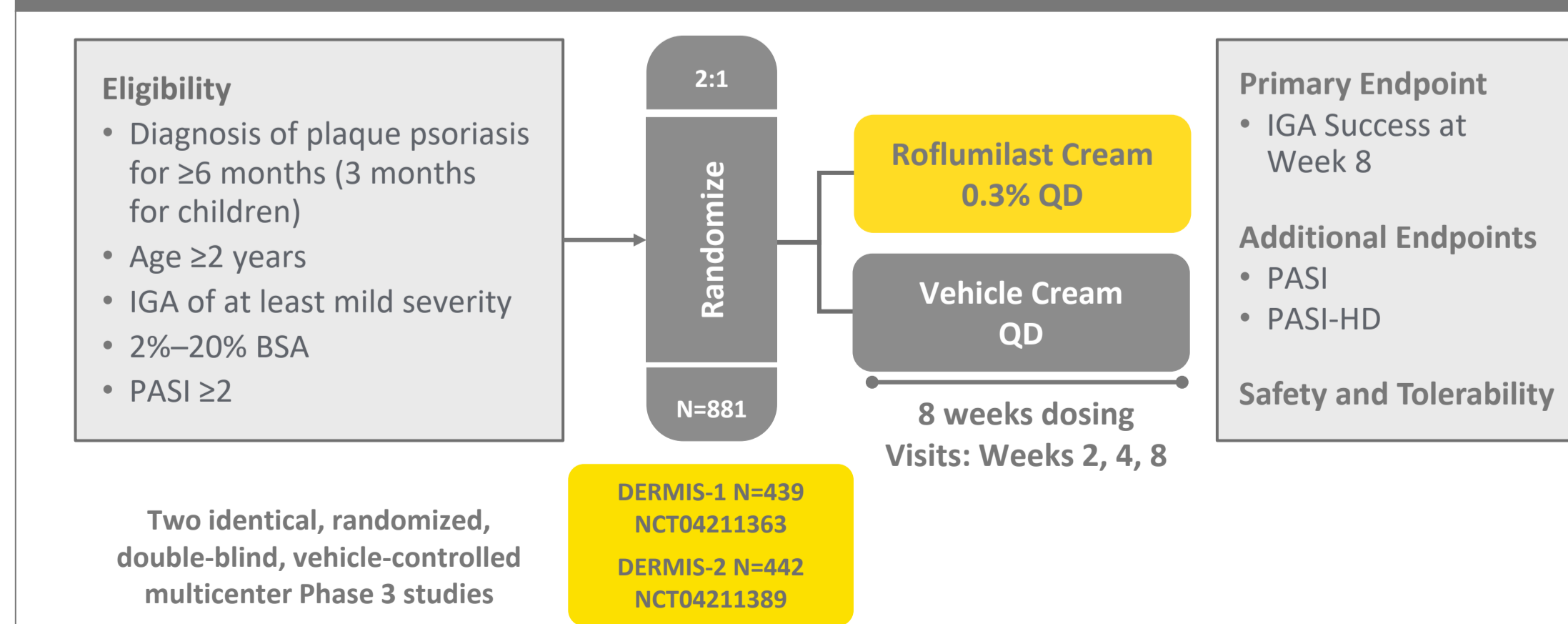


Papp KA, et al. The proposed PASI-HD provides more precise assessment of plaque psoriasis severity in anatomical regions with a low area score. *Dermatol Ther (Heidelb)* 2021;11(4):1079–1083; reproduced with permission from SNCS.²
PASI-HD: Psoriasis Area and Severity Index-high discrimination.

METHODS

- DERMIS-1 and DERMIS-2 were identical, Phase 3, randomized, double-blind, vehicle-controlled, 8-week trials of once-daily roflumilast cream 0.3% in patients (≥2 years of age) with psoriasis (body surface area affected: 2%–20%; Figure 2)
- The primary efficacy endpoint was Investigator Global Assessment (IGA) Success (score of Clear or Almost Clear plus ≥2-grade improvement from baseline) at Week 8
 - PASI and PASI-HD scores were evaluated as endpoints

Figure 2. Study Design



IGA Success = Clear or Almost Clear IGA status plus ≥2-grade improvement from baseline.
BSA: body surface area; IGA: Investigator Global Assessment; PASI: Psoriasis Area and Severity Index; PASI-HD: PASI-high discrimination; QD: once daily.

RESULTS

- Baseline demographics and disease characteristics were similar in roflumilast- and vehicle-treated patients (Table 1)

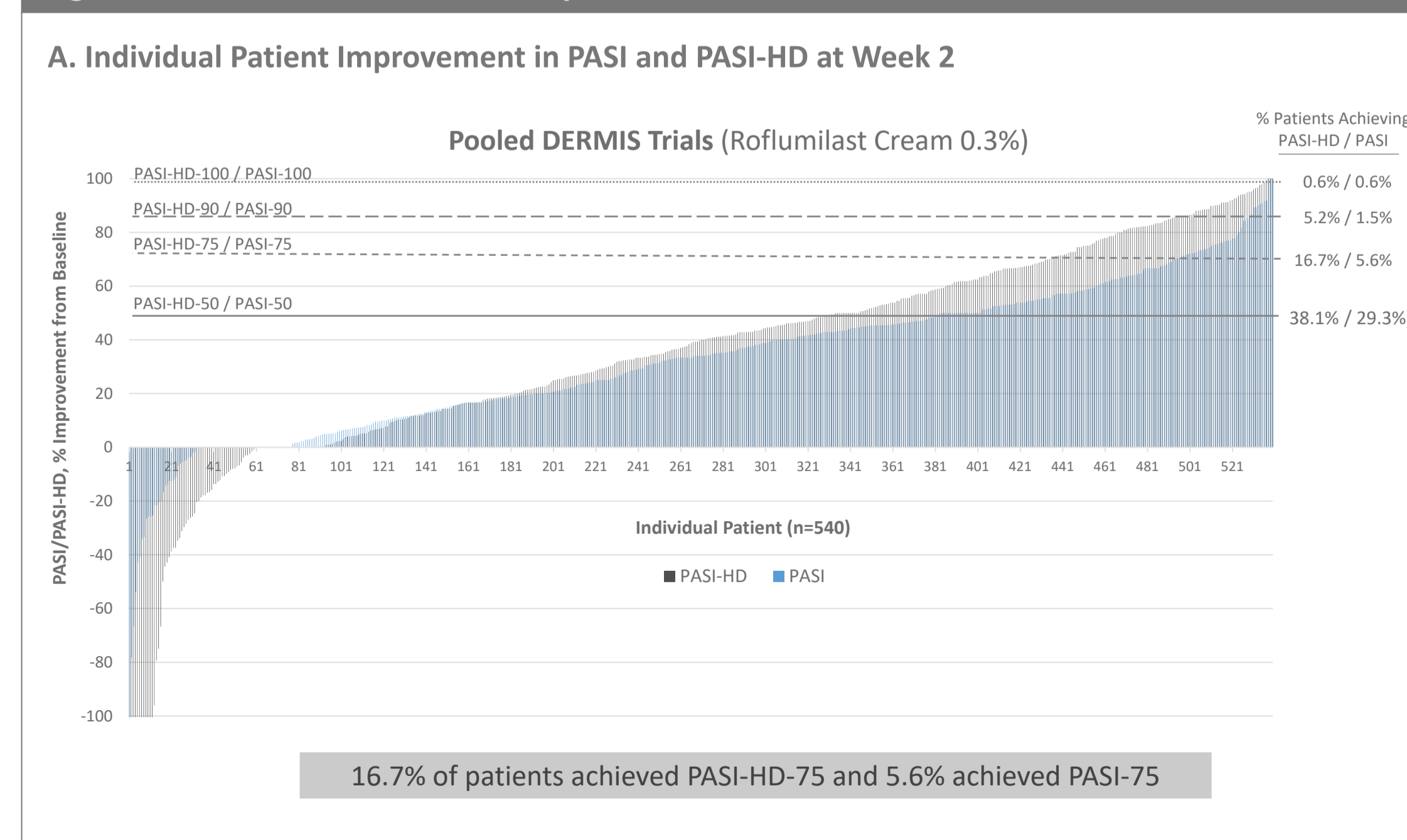
Table 1

	Roflumilast Cream 0.3% (n=576)	Vehicle (n=305)
Age in years, mean (SD)	47.2 (14.6)	47.9 (15.0)
Sex, n (%)		
Male	365 (63.4)	196 (64.3)
Female	211 (36.6)	109 (35.7)
IGA score, n (%)		
2 (mild)	101 (17.5)	44 (14.4)
3 (moderate)	426 (74.0)	240 (78.7)
4 (severe)	49 (8.5)	21 (6.9)
PASI, mean score (SD)	6.4 (3.2)	6.9 (3.6)
PASI-HD, mean score (SD)	4.2 (3.8)	4.8 (4.3)

IGA: Investigator Global Assessment; PASI: Psoriasis Area and Severity Index; PASI-HD: PASI-high-discrimination; SD: standard deviation.

- At Week 8, statistically significantly more roflumilast- than vehicle-treated patients achieved:
 - IGA Success (39.9% vs 6.5%; $P < 0.0001$)³
 - IGA of Clear or Almost Clear (48.0% vs 9.5%; nominal $P < 0.0001$)³
 - Improvements in PASI and PASI-HD
 - 40.3% of roflumilast-treated patients achieved a 75% reduction in PASI at Week 8 compared with 6.5% of vehicle-treated ($P < 0.0001$)
 - 59.9% of roflumilast-treated patients achieved a 75% reduction in PASI-HD at Week 8 compared with 17.9% of vehicle-treated ($P < 0.0001$)
- A large majority of roflumilast-treated patients experienced some improvement in PASI and PASI-HD (Figure 3)

Figure 3A. Individual Patient Improvement in PASI and PASI-HD



PASI: Psoriasis Area and Severity Index; PASI-50: 50% reduction in PASI score from baseline; PASI-75: 75% reduction in PASI score from baseline; PASI-90: 90% reduction in PASI score from baseline; PASI-100: 100% reduction in PASI score from baseline; PASI-HD: PASI-high discrimination; PASI-HD-50: 50% reduction in PASI-HD score from baseline; PASI-HD-75: 75% reduction in PASI-HD score from baseline; PASI-HD-90: 90% reduction in PASI-HD score from baseline; PASI-HD-100: 100% reduction in PASI-HD score from baseline.

Figure 3. Individual Patient Improvement in PASI and PASI-HD

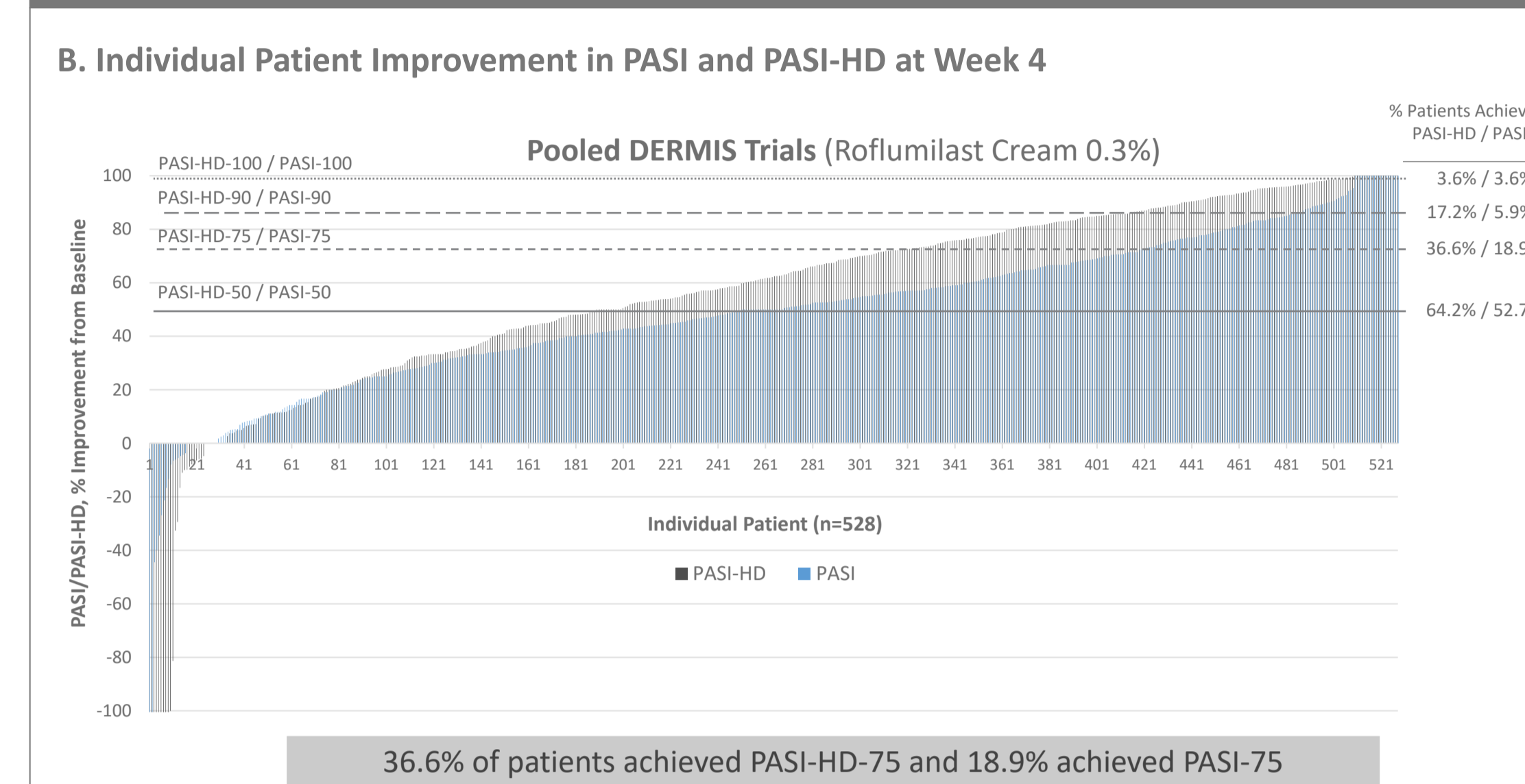


Figure 3C. Individual Patient Improvement in PASI and PASI-HD at Week 6

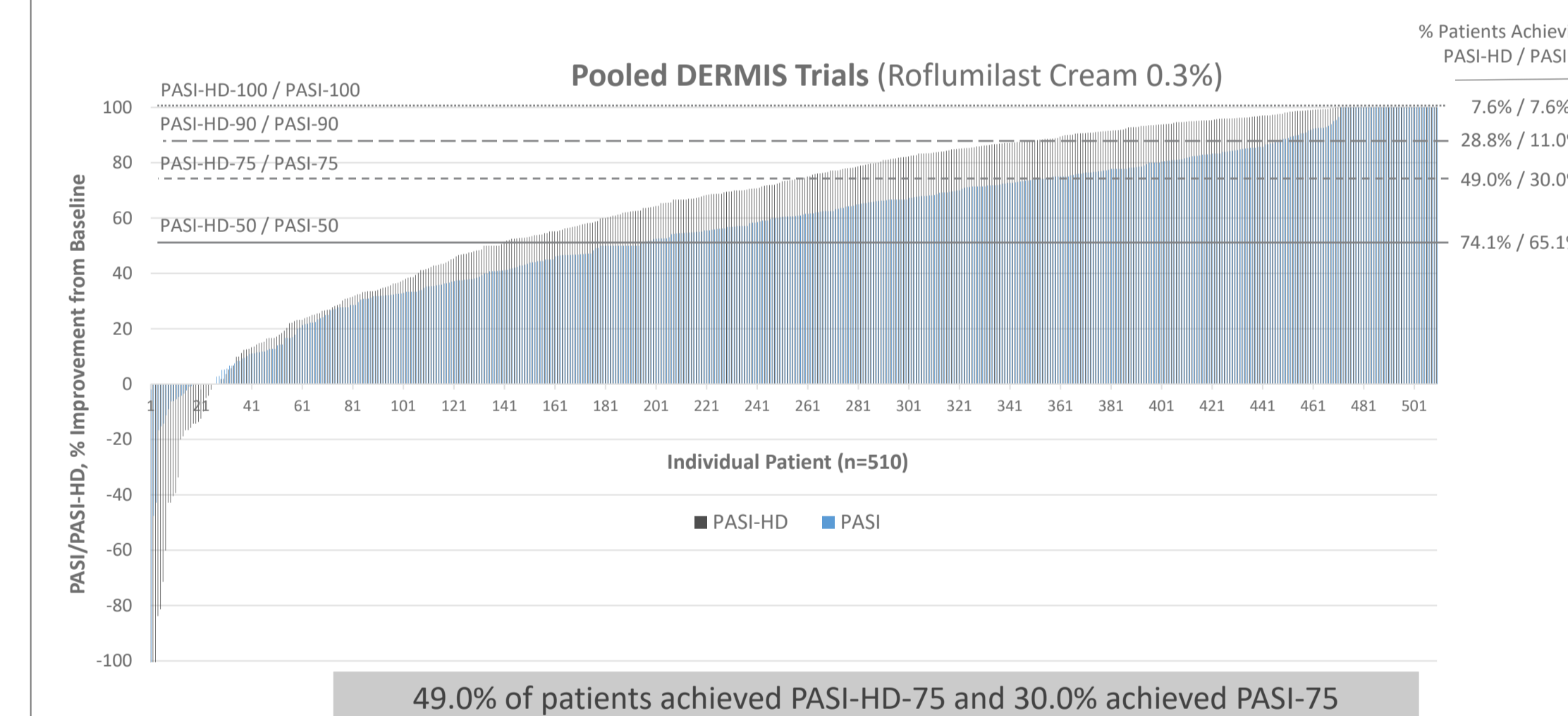
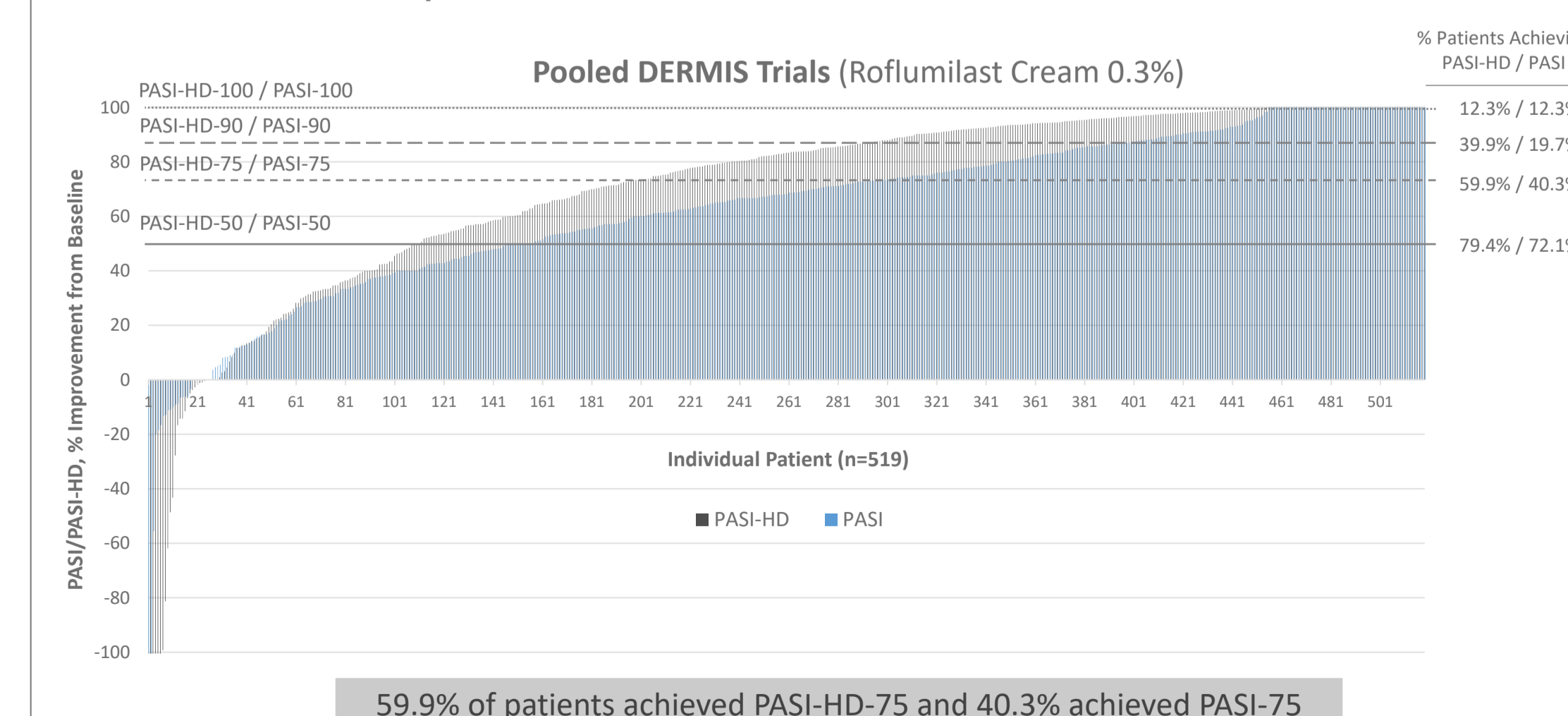


Figure 3D. Individual Patient Improvement in PASI and PASI-HD at Week 8



PASI: Psoriasis Area and Severity Index; PASI-50: 50% reduction in PASI score from baseline; PASI-75: 75% reduction in PASI score from baseline; PASI-90: 90% reduction in PASI score from baseline; PASI-100: 100% reduction in PASI score from baseline; PASI-HD: PASI-high discrimination; PASI-HD-50: 50% reduction in PASI-HD score from baseline; PASI-HD-75: 75% reduction in PASI-HD score from baseline; PASI-HD-90: 90% reduction in PASI-HD score from baseline; PASI-HD-100: 100% reduction in PASI-HD score from baseline.

- Patient photographs demonstrating disease improvement over time are shown in Figure 4

Figure 4. Changes in Psoriasis in a Patient Treated With Roflumilast Cream 0.3%



IGA: Investigator Global Assessment; PASI: Psoriasis Area and Severity Index; PASI-HD: PASI-high discrimination; WI-NRS: Worst Itch-Numeric Rating Scale.

SAFETY

- Roflumilast cream demonstrated low rates of application-site adverse events (AEs), treatment-related AEs, and discontinuations due to AEs, comparable with vehicle
- Approximately 96% of patients reported no or mild sensation after the first application of roflumilast cream 0.3%, improving to more than 99% of patients at Week 4 and Week 8

CONCLUSIONS

- The PASI-HD provides higher discrimination of effects of treatment when the area of involvement is <10% of a given anatomic region than the traditional PASI while maintaining other standard components of the PASI
 - The improved sensitivity of the PASI-HD is demonstrated with increasing differences between the PASI and PASI-HD as the area involved decreases (ie, differences are greater with PASI-90 than PASI-75 and PASI-50)
- Roflumilast cream 0.3% provided greater improvement in IGA Success, IGA of Clear or Almost Clear, and PASI/PASI-HD versus vehicle in patients with psoriasis in two Phase 3 trials
- Safety and tolerability were favorable, with nearly all roflumilast- and vehicle-treated patients reporting no or mild sensation at the application site by Week 8

REFERENCES

- Fredriksson T, et al. *Dermatologica* 1978;157:238–244.
- Papp KA, et al. *Dermatol Ther (Heidelb)* 2021;11:1079–1083.
- Lebwohl MG, et al. Poster presented at: American Academy of Dermatology, March 25–29, 2022, Boston, MA, USA.

ACKNOWLEDGMENTS

- Thank you to the investigators and their staff for their participation in the trial. We are grateful to the study participants and their families for their time and commitment. Writing support was provided by Ashley Oney, MD, and Christina McManus, PhD, Alligent Biopharm Consulting LLC, and funded by Arcutis Biotherapeutics, Inc.

DISCLOSURES

JDR, HCH, LHK, MG, MGL, KAP, LSG, and AAH are investigators and/or consultants for Arcutis Biotherapeutics, Inc. and received grants/research funding and/or honoraria; MS, DK, DHC, PB, DRB, and RCH are employees of Arcutis Biotherapeutics, Inc. Additional disclosures provided on request.